


RITE-LITE®

HD-LED DOCK LIGHT



Owner's and Installation Manual

TABLE OF CONTENTS

SAFETY WARNINGS3
INSTALLATION INSTRUCTIONS4
WARRANTY8

PRODUCT INTRODUCTION

Thank you for purchasing the HD-LED Dock Light from RITE-HITE® CORPORATION.

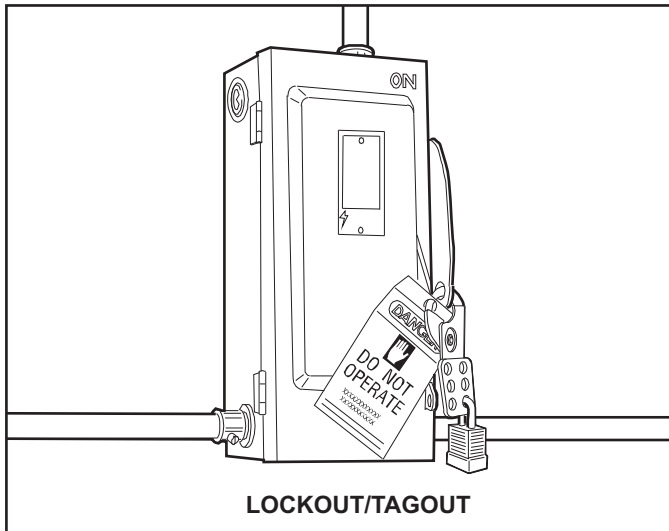
NOTICE TO USER


Your local RITE-HITE® CORPORATION Representative provides the Planned Maintenance Program (P.M.P.) which can be fitted to your specific operation. Call your local representative or RITE-HITE® CORPORATION at 1-414-355-2600 or toll free at 1-800-456-0600.

The RITE-HITE® products in this manual may be covered by one or more of the following U.S. patents: 4,560,315 (RE: 32,968); 4,634,334; 4,692,755; 4,744,121; 4,819,770; 4,843,373; 4,865,507; 4,920,598; 4,995,130; 5,040,258; 5,111,546; 5,212,846; 5,271,183; 5,299,386; 5,311,628; 5,323,503; 5,375,965; 5,440,772; 5,442,825; 5,453,735; 5,531,557; 5,546,623; 5,553,987; 5,582,498; 5,664,930; 5,702,223; 5,762,459 (RE: 37,570); 5,882,167; 5,964,572; 6,010,297; 6,052,268; 6,065,172; 6,070,283; 6,074,157; 6,085,375; 6,092,970; 6,106,212; 6,116,839; 6,190,109; 6,220,809; 6,627,016; 6,238,163; 6,322,310; 6,311,352; 6,360,394; 6,368,043; 6,431,819; 6,488,464; 6,497,067; 6,499,169; 6,505,713; 6,524,053; 6,634,049; 6,654,976; 6,676,360; and pending U.S. and foreign patent applications. RITE-HITE®, LEVEL-RITE®, THINMAN^{T M}, SAFE-T-LIP®, HYDRACHEK®, WHEEL-LOK^{T M}, DOK-LOK®, DUAL-DOK®, SAFE-T-STRUT^{T M}, DOK-COMMANDER®, JUMBO^M and SAFE-T-GATE® are trademarks of RITE-HITE®.

Other Patents are pending.

SAFETY WARNINGS





WARNING

When working with electrical or electronic controls, make sure that the power source has been locked out and tagged according to OSHA regulations and approved local electrical codes.

LOCKOUT/TAGOUT PROCEDURES

The Occupational Safety and Health Administration requires that, in addition to posting safety warnings and barricading the work area, the power supply has been locked in the OFF position or disconnected. It is mandatory that an approved lockout device is utilized. An example of a lockout device is illustrated. The proper lockout procedure requires that the person responsible for the repairs is the only person who has the ability to remove the lockout device.

In addition to the lockout device, it is also a requirement to tag the power control in a manner that will clearly note that repairs are under way and state who is responsible for the lockout condition. Tagout devices have to be constructed and printed so that exposure to weather conditions or wet and damp locations will not cause the tag to deteriorate or become unreadable.

RITE-HITE® Corporation does not recommend any particular lockout device, but recommends the utilization of a device that meets OSHA standards (refer to OSHA regulation 1910.147). RITE-HITE® Corporation also recommends the review and implementation of an entire safety program for the Control of Hazardous Energy (Lockout/Tagout). These regulations are available through OSHA publication 3120.



DANGER

This is the highest level statement. Failure to follow the listed instructions will most likely result in severe injury or death.



CAUTION

The statements used with this level of warning deal with a safe operating procedure. If the procedure is ignored, the possibility of personal injury may exist.



WARNING

This is a statement of serious hazard. Failure to follow the listed instructions could place the individual at risk of serious injury or death.

IMPORTANT

IMPORTANT is used to draw attention to a procedure that needs to be followed to prevent machine or property damage.

INSTALLATION INSTRUCTIONS

READ ALL INSTRUCTIONS

WARNING

When using portable luminaires, basic safety precautions should always be followed to reduce the risk of fire, electric shock, and personal injury, including the following: Use quality safety glasses and leather gloves. Always read and follow all safety instructions included with all power tools. This unit is intended to be installed in dry or damp locations only.

CAUTION

RISK OF ELECTRICAL SHOCK

IMPORTANT

Connect power using only the cord that is provided with the unit.

When an IEC 320 C14 hooded male cord is provided with the unit it is to be plugged into the existing Dock Light Support arm.

IMPORTANT

There are no serviceable parts in the fixture head.

WARNING

Use only three-wire outdoor extension cords that have three-prong grounding plugs and grounding receptacles that accept the appliance's plug.

WARNING

Use only with an extension cord for outdoor use, such as an extension cord of cord type SW, SW-A, SOW, SOW-A, STW, STW-A, STOW, STOW-A, SJW, SJW-A, SJOW, SJOW-A, SJTW, SJTW-A, or SJTOW, SJTOW-A.

IMPORTANT

PLEASE SAVE ALL INSTRUCTIONS

INSTALLATION INSTRUCTIONS

Remove the parts from the box and insure all parts are present. Consult factory if the proper parts were not received.

WALL MOUNTING

Measure to locate the proper mounting location. Recommended mounting height is approximately 80 inches from the floor and 12-18 inches from the edge of the door opening. Drill four holes using the base plate as a template.

If mounting to a solid surface, it is advisable to use 3/8 inch lag bolts or screws with lead anchors. If the light is to be mounted to a hollow wall with no access to the back side, toggle bolts with expansion wings should be used. If mounted on a hollow wall where you do have access to the back side, use 3/8 inch bolts with large thrust washers under the nuts on the back side of the wall.

INSTALLATION OF THE LIGHT HEAD

Insert the bolt from the light head up through the hole in the end of the HD-LED Dock Light arm and install the washer and nut. Tighten so that it is secure but still allows the head to rotate. Plug the electrical cord extending from the head into the receptacle on the support arm.

ELECTRICAL

The HD-LED Dock Light comes standard with a standard 3 prong US style plug. Insert this into any standard 110 V outlet.

PARTS & WARRANTY

COMPLETE ASSEMBLIES

Complete HD LED HD-LED Dock Light

| Part Number | Description |
|-------------|--------------------------|
| 133145 | HD LED Docklight 40L Arm |
| 133146 | HD LED Docklight 60L Arm |
| 133147 | HD LED Docklight 90L Arm |

REPLACEMENT PARTS

Light Heads

| Part Number | Description |
|-------------|---------------------|
| 133028 | 5 LED Head |
| 33089 | Yoke LED Dock Light |

Arm Assemblies

| Part Number | Description |
|-------------|----------------------------|
| 31873 | 40" Arm Assembly - US Plug |
| 32408 | 60" Arm Assembly - US Plug |
| 32005 | 90" Arm Assembly - US Plug |

| |
|--|
| <h2>IMPORTANT</h2> |
| <p>There are no serviceable parts in the fixture head.</p> |

NOTES

RITE-HITE® INC. WARRANTY

RITE-HITE® CORPORATION WARRANTY

RITE-HITE® Corporation warrants that its **HD-LED DOCK LIGHT**, will be free from defects in design, materials and workmanship for a period of one (1) year from the date of shipment. The light head is covered by a 5 year limited warranty. All claims for breach of this warranty must be made within thirty (30) days after the defect is or can, with reasonable care, be discovered to be entitled to the benefits of this warranty, the products must have been properly installed, maintained, operated within their rated capacities, and not otherwise abused. Periodic lubrication and adjustment is the sole responsibility of the owner. This warranty is RITE-HITE® Corporation's exclusive warranty. RITE-HITE®CORPORATION EXPRESSLY DISCLAIMS ALL IMPLIED WARRANTIES INCLUDING THE IMPLIED WARRANTIES OF MERCHANTABILITY AND FITNESS. Non-standard RITE-HITE® Corporation warranties, if any, must be specified by RITE-HITE Corporation in writing.

In the event of any defects covered by this warranty, RITE-HITE® Corporation will remedy such defects by repairing or replacing any defective equipment or parts, bearing all of the costs for parts, labor, and transportation. This shall be the exclusive remedy for all claims whether based on contract negligence or strict liability. Neither RITE-HITE® CORPORATION, ANY OTHER MANUFACTURER WHOSE PRODUCTS ARE THE SUBJECT OF THIS TRANSACTION, NOR ANY RITE-HITE CORPORATION REPRESENTATIVE, SHALL IN ANY EVENT BE LIABLE FOR ANY LOSS OR USE OF ANY EQUIPMENT OR INCIDENTAL OR CONSEQUENTIAL DAMAGES OF ANY KIND WHETHER FOR BREACH OF WARRANTY, NEGLIGENCE, OR STRICT LIABILITY. The application of a manufacturer's specifications to a particular job is the responsibility of the purchaser. RITE-HITE CORPORATION SHALL NOT IN ANY EVENT BE LIABLE FOR ANY LOSS OF THE USE OF ANY EQUIPMENT OR INCIDENTAL OR CONSEQUENTIAL DAMAGES OF ANY KIND.



RITE-HITE CORPORATION
8900 N. Arbon Drive
P.O. Box 23043
Milwaukee, Wisconsin 53223
Sales: 414-355-2600
Toll Free: 800-456-0600

www.ritehite.com